


MUNICIPIO DE CHIGNAHUAPAN PUEBLA


ESTADO ANALÍTICO DEL EJERCICIO DEL PRESUPUESTO DE EGRESOS  
 CLASIFICACIÓN ADMINISTRATIVA  
 Del 1 de Enero al 31 de Julio de 2020  
 (Cifras en pesos)

Concepto	Egreso Aprobado (1)	Ampliaciones/Reducciones (2)	Egreso Modificado (3=1+2)	Egreso Devengado (4)	Egreso Pagado (5)	Subejercicio (6=3-4)
3 SECTOR PUBLICO MUNICIPAL	192,723,351.28	32,749,559.33	225,472,910.61	136,539,142.26	136,263,151.26	88,933,768.35
3.1 SECTOR PUBLICO NO FINANCIERO	192,723,351.28	32,749,559.33	225,472,910.61	136,539,142.26	136,263,151.26	88,933,768.35
3.1.1 GOBIERNO GENERAL MUNICIPAL	192,723,351.28	32,749,559.33	225,472,910.61	136,539,142.26	136,263,151.26	88,933,768.35
3.1.1.1 GOBIERNO MUNICIPAL	192,723,351.28	32,749,559.33	225,472,910.61	136,539,142.26	136,263,151.26	88,933,768.35
3.1.1.1.1 ORGANO EJECUTIVO MUNICIPAL (AYUNTAMIENTO)	192,723,351.28	32,749,559.33	225,472,910.61	136,539,142.26	136,263,151.26	88,933,768.35
3.1.1.1.1.40 CHIGNAHUAPAN PUEBLA	192,723,351.28	32,749,559.33	225,472,910.61	136,539,142.26	136,263,151.26	88,933,768.35
000 RAMO GENERAL	0.00	0.00	0.00	0.00	0.00	0.00
01 PRESIDENCIA MUNICIPAL	9,977,745.89	-511,927.48	9,465,818.41	7,186,060.32	7,072,855.32	2,279,758.09
02 TESORERIA	7,926,670.41	9,860,437.06	17,787,107.47	8,323,725.25	8,160,939.25	9,463,382.22
03 SECRETARIA GENERAL	8,180,175.98	-2,004,641.77	6,175,534.21	3,690,846.29	3,690,846.29	2,484,687.92
04 REGIDORES	5,631,880.42	-23,768.21	5,608,112.21	3,012,146.51	3,012,146.51	2,595,965.70
05 FOMENTO ECONOMICO	0.00	0.00	0.00	0.00	0.00	0.00
06 CONTRALORIA	919,272.86	4,589.86	923,862.72	490,294.00	490,294.00	433,568.72
07 SINDICO MUNICIPAL	1,188,194.04	-2,060.64	1,186,133.40	609,026.08	609,026.08	577,107.32
08 DIRECCION DE OBRAS PUBLICAS	110,427,573.82	17,861,962.45	128,289,536.27	77,952,773.95	77,952,773.95	50,336,762.32
09 DIRECCION DE DESARROLLO URBANO, ECOLOGIA Y CATASTRO MUNICIPAL	2,075,503.19	58,164.70	2,133,667.89	1,335,138.04	1,335,138.04	798,529.85
10 DIRECCION DE DESARROLLO RURAL	792,105.20	-95,781.20	696,324.00	464,683.38	464,683.38	231,640.62
11 DIRECCION DE TURISMO Y DESARROLLO HUMANO	4,804,007.81	-2,199,638.41	2,604,369.40	1,232,084.73	1,232,084.73	1,372,284.67
12 DIRECCION DE SERVICIOS MUNICIPALES	13,029,330.14	-1,247,878.48	11,781,451.66	7,642,345.18	7,642,345.18	4,139,106.48
13 DIRECCION DE SEGURIDAD PUBLICA Y VIALIDAD	13,298,638.59	4,935,249.18	18,233,887.77	9,563,322.40	9,563,322.40	8,670,565.37
14 DIRECCION DEL DIF MUNICIPAL	5,014,890.13	112,222.44	5,127,112.57	2,630,334.24	2,630,334.24	2,496,778.33
15 JUNTAS AUXILIARES	3,053,500.00	-1,470,911.57	1,582,588.43	1,566,348.00	1,566,348.00	16,240.43
16 CENTRO DE REINSERCIÓN SOCIAL	2,194,760.40	2,386,932.19	4,581,692.59	2,652,886.83	2,652,886.83	1,928,805.76
17 BIENESTAR	4,209,102.40	5,086,609.21	9,295,711.61	8,187,127.06	8,187,127.06	1,108,584.55
<b>TOTAL DEL GASTO</b>	<b>192,723,351.28</b>	<b>32,749,559.33</b>	<b>225,472,910.61</b>	<b>136,539,142.26</b>	<b>136,263,151.26</b>	<b>88,933,768.35</b>

Bajo protesta de decir verdad declaramos que los Estados Financieros y sus notas, son razonablemente correctos y son responsabilidad del emisor.

  
 TESORERÍA MUNICIPAL  
 CHIGNAHUAPAN,  
 PUE.  
 2018-2021

  
 PRESIDENCIA MUNICIPAL  
 CHIGNAHUAPAN,  
 PUE.  
 2018-2021

  
 SECRETARIA GENERAL  
 CHIGNAHUAPAN,  
 PUE.  
 2018-2021

C. FRANCISCO JAVIER TIRADO SAAVEDRA

C. ÁNGEL VEGA LÓPEZ

MUNICIPIO DE CHIGNAHUAPAN PUEBLA


ESTADO ANALÍTICO DEL EJERCICIO DEL PRESUPUESTO DE EGRESOS  
CLASIFICACIÓN ADMINISTRATIVA  
de Enero al 31 de Julio de 2020  
(Cifras en pesos)



**PRESIDENCIA  
MUNICIPAL  
CHIGNAHUAPAN,  
PUE.**

PRESIDENTE MUNICIPAL

**2018-2021**



**SECRETARÍA  
GENERAL  
CHIGNAHUAPAN,  
PUE.**

SECRETARIO GENERAL

**2018-2021**



C. MARCO ANTONIO RUIZ CHÁVEZ  
TESORERO MUNICIPAL

**TESORERÍA  
MUNICIPAL  
CHIGNAHUAPAN,  
PUE.  
2018-2021**