

ESTADO ANALÍTICO DEL EJERCICIO DEL PRESUPUESTO DE EGRESOS  
CLASIFICACIÓN ADMINISTRATIVA  
Del 1 de Enero al 31 de Enero de 2020  
(Cifras en pesos)

Concepto	Egreso Aprobado (1)	Ampliaciones/Reducciones (2)	Egreso Modificado (3=1+2)	Egreso Devengado (4)	Egreso Pagado (5)	Subejercicio (6=3-4)
3	192,723,351.28	1,402,191.22	194,125,542.50	6,965,147.47	6,810,348.45	187,160,395.03
3.1	192,723,351.28	1,402,191.22	194,125,542.50	6,965,147.47	6,810,348.45	187,160,395.03
3.1.1	192,723,351.28	1,402,191.22	194,125,542.50	6,965,147.47	6,810,348.45	187,160,395.03
3.1.1.1	192,723,351.28	1,402,191.22	194,125,542.50	6,965,147.47	6,810,348.45	187,160,395.03
3.1.1.1.1	192,723,351.28	1,402,191.22	194,125,542.50	6,965,147.47	6,810,348.45	187,160,395.03
3.1.1.1.1.1	192,723,351.28	1,402,191.22	194,125,542.50	6,965,147.47	6,810,348.45	187,160,395.03
3.1.1.1.1.1.40	192,723,351.28	1,402,191.22	194,125,542.50	6,965,147.47	6,810,348.45	187,160,395.03
000	0.00	0.00	0.00	0.00	0.00	0.00
01	9,977,745.89	18,374.40	9,996,120.29	1,060,252.35	934,892.35	8,935,867.94
02	7,926,670.41	1,685.00	7,928,355.41	658,455.06	658,455.06	7,269,900.35
03	8,180,175.98	64,350.00	8,244,525.98	450,902.98	437,543.47	7,793,623.00
04	5,631,880.42	0.00	5,631,880.42	415,087.94	415,087.94	5,216,792.48
05	0.00	0.00	0.00	0.00	0.00	0.00
06	919,272.86	0.00	919,272.86	65,612.86	65,612.86	853,660.00
07	1,188,194.04	0.00	1,188,194.04	83,023.32	83,023.32	1,105,170.72
08	110,427,573.82	0.00	110,427,573.82	268,707.39	268,707.39	110,158,866.43
09	2,075,503.19	0.00	2,075,503.19	462,490.19	462,490.19	1,613,013.00
10	792,105.20	0.00	792,105.20	45,718.20	43,463.19	746,387.00
11	4,804,007.81	263,624.57	5,067,632.38	505,350.81	504,155.81	4,562,281.57
12	13,029,330.14	0.00	13,029,330.14	541,222.14	541,222.14	12,488,108.00
13	13,298,638.59	0.00	13,298,638.59	937,652.59	930,856.59	12,360,986.00
14	5,014,890.13	126,242.92	5,141,133.05	452,556.79	446,723.29	4,688,576.26
15	3,053,500.00	0.00	3,053,500.00	253,500.00	253,500.00	2,800,000.00
16	2,194,760.40	927,914.33	3,122,674.73	166,422.47	166,422.47	2,956,252.26
17	4,209,102.40	0.00	4,209,102.40	598,192.38	598,192.38	3,610,910.02
TOTAL DEL GASTO	192,723,351.28	1,402,191.22	194,125,542.50	6,965,147.47	6,810,348.45	187,160,395.03




Bajo protesta de decir verdad declaramos que los Estados Financieros y sus notas, son razonablemente correctos y son responsabilidad del emisor.

**PRESIDENCIA MUNICIPAL CHIGNAHUAPAN PUE.**

2018-2021

*[Signature]*  
FRANCISCO JAVIER TIRADO SAAVEDRA



**SECRETARÍA GENERAL CHIGNAHUAPAN PUE.**



2018-2021






**TESORERÍA MUNICIPAL CHIGNAHUAPAN PUE.**

2018-2021

ESTADO ANALÍTICO DEL EJERCICIO DEL PRESUPUESTO DE EGRESOS  
CLASIFICACIÓN ADMINISTRATIVA  
Del 1 de Enero al 31 de Enero de 2020  
(Cifras en pesos)

  
  
**PRESIDENCIA**  
**MUNICIPAL**  
**CHIGNAHUAPAN,**  
**PUE.**  
**2018-2021**  
PRESIDENTE MUNICIPAL

  
  
**SECRETARÍA**  
**GENERAL**  
**CHIGNAHUAPAN,**  
**PUE.**  
**2018-2021**  
SECRETARIO GENERAL

  
C. JOSÉ ALFREDO JIMÉNEZ CASTRO  
TESORERO MUNICIPAL

  
**TESORERÍA**  
**MUNICIPAL**  
**CHIGNAHUAPAN,**  
**PUE.**  
**2018-2021**