

MUNICIPIO DE CHIGNAHUAPAN PUEBLA
ESTADO ANALÍTICO DEL EJERCICIO DEL PRESUPUESTO DE EGRESOS
CLASIFICACIÓN ADMINISTRATIVA
Del 1 de Enero al 31 de Marzo de 2020
(Cifras en pesos)

Concepto	Egreso Aprobado (1)	Ampliaciones/Reducciones (2)	Egreso Modificado (3=1+2)	Egreso Devengado (4)	Egreso Pagado (5)	Subejercicio (6=3-4)	
3	SECTOR PUBLICO MUNICIPAL	192,723,351.28	11,902,191.22	204,625,542.50	41,014,831.91	40,294,360.29	163,610,710.59
3.1	SECTOR PUBLICO NO FINANCIERO	192,723,351.28	11,902,191.22	204,625,542.50	41,014,831.91	40,294,360.29	163,610,710.59
3.1.1	GOBIERNO GENERAL MUNICIPAL	192,723,351.28	11,902,191.22	204,625,542.50	41,014,831.91	40,294,360.29	163,610,710.59
3.1.1.1	GOBIERNO MUNICIPAL	192,723,351.28	11,902,191.22	204,625,542.50	41,014,831.91	40,294,360.29	163,610,710.59
3.1.1.1.1	ORGANO EJECUTIVO MUNICIPAL (AYUNTAMIENTO)	192,723,351.28	11,902,191.22	204,625,542.50	41,014,831.91	40,294,360.29	163,610,710.59
3.1.1.1.1.40	CHIGNAHUAPAN PUEBLA	192,723,351.28	11,902,191.22	204,625,542.50	41,014,831.91	40,294,360.29	163,610,710.59
000	RAMO GENERAL	0.00	0.00	0.00	0.00	0.00	0.00
01	PRESIDENCIA MUNICIPAL	9,977,745.89	18,374.40	9,996,120.29	3,177,794.68	3,069,417.68	6,818,325.61
02	TESORERIA	7,926,670.41	1,135,685.00	9,062,355.41	2,486,067.96	1,877,062.74	6,576,287.45
03	SECRETARIA GENERAL	8,180,175.98	-253,650.00	7,926,525.98	1,558,818.79	1,558,818.79	6,367,707.19
04	REGIDORES	5,631,880.42	0.00	5,631,880.42	1,260,662.05	1,260,662.05	4,371,218.37
05	FOMENTO ECONOMICO	0.00	0.00	0.00	0.00	0.00	0.00
06	CONTRALORIA	919,272.86	0.00	919,272.86	204,887.30	204,068.30	714,385.56
07	SINDICO MUNICIPAL	1,188,194.04	0.00	1,188,194.04	279,019.65	279,019.65	909,174.39
08	DIRECCION DE OBRAS PUBLICAS	110,427,573.82	6,266,413.80	116,693,987.62	19,177,393.15	19,177,393.15	97,516,594.47
09	DIRECCION DE DESARROLLO URBANO, ECOLOGIA Y CATASTRO MUNICIPAL	2,075,503.19	180,000.00	2,255,503.19	878,680.42	878,680.42	1,376,822.77
10	DIRECCION DE DESARROLLO RURAL	792,105.20	0.00	792,105.20	209,137.27	209,137.27	582,967.93
11	DIRECCION DE TURISMO Y DESARROLLO HUMANO	4,804,007.81	263,624.57	5,067,632.38	938,387.62	938,387.62	4,129,244.76
12	DIRECCION DE SERVICIOS MUNICIPALES	13,029,330.14	-108,000.00	12,921,330.14	2,773,790.48	2,773,790.48	10,147,539.66
13	DIRECCION DE SEGURIDAD PUBLICA Y VIALIDAD	13,298,638.59	0.00	13,298,638.59	3,626,686.93	3,624,416.53	9,671,951.66
14	DIRECCION DEL DIF MUNICIPAL	5,014,890.13	55,665.25	5,070,555.38	1,308,433.12	1,308,433.12	3,762,122.26
15	JUNTAS AUXILIARES	3,053,500.00	0.00	3,053,500.00	760,500.00	760,500.00	2,293,000.00
16	CENTRO DE REINSERCIÓN SOCIAL BIENESTAR	2,194,760.40	928,492.00	3,123,252.40	729,472.14	729,472.14	2,393,780.26
		4,209,102.40	3,415,586.20	7,624,688.60	1,645,100.35	1,645,100.35	5,979,588.25
TOTAL DEL GASTO		192,723,351.28	11,902,191.22	204,625,542.50	41,014,831.91	40,294,360.29	163,610,710.59

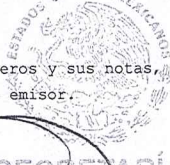


TESORERÍA MUNICIPAL
CHIGNAHUAPAN,
PUE.
2018-2021



Presidencia Municipal
CHIGNAHUAPAN,
PUE.
2018-2021


Francisco Javier Tirado Saavedra





SECRETARÍA GENERAL
CHIGNAHUAPAN,
PUE.
2018-2021


C. Ángel Vega López


ESTADO ANALÍTICO DEL EJERCICIO DEL PRESUPUESTO DE EGRESOS
CLASIFICACIÓN ADMINISTRATIVA
Del 1 de Enero al 31 de Marzo de 2020
(Cifras en pesos)


PRESIDENCIA MUNICIPAL
CHIGNAHUAPAN,
PUE.
2018-2021


PRESIDENTE MUNICIPAL


SECRETARÍA GENERAL
CHIGNAHUAPAN,
PUE.
2018-2021


SECRETARIO GENERAL


C. MARCO ANTONIO RUIZ CHAVEZ
TESORERO MUNICIPAL

TESORERÍA MUNICIPAL
CHIGNAHUAPAN,
PUE.
2018-2021

