


ESTADO ANALÍTICO DEL EJERCICIO DEL PRESUPUESTO DE EGRESOS
CLASIFICACIÓN ADMINISTRATIVA
Del 1 de Enero al 31 de Agosto de 2019
(Cifras en pesos)

| Concepto | Egreso Aprobado (1) | Ampliaciones/Reducciones (2) | Egreso Modificado (3=1+2) | Egreso Devengado (4) | Egreso Pagado (5) | Subejercicio (6=3-4) |
|-----------------|---------------------------------------------------------------|------------------------------|---------------------------|----------------------|-------------------|----------------------|
| 3 | SECTOR PUBLICO MUNICIPAL | 185,757,447.00 | 38,064,683.68 | 223,822,130.68 | 169,076,680.48 | 54,745,450.20 |
| 3.1 | SECTOR PUBLICO NO FINANCIERO | 185,757,447.00 | 38,064,683.68 | 223,822,130.68 | 169,076,680.48 | 54,745,450.20 |
| 3.1.1 | GOBIERNO GENERAL MUNICIPAL | 185,757,447.00 | 38,064,683.68 | 223,822,130.68 | 169,076,680.48 | 54,745,450.20 |
| 3.1.1.1 | GOBIERNO MUNICIPAL | 185,757,447.00 | 38,064,683.68 | 223,822,130.68 | 169,076,680.48 | 54,745,450.20 |
| 3.1.1.1.1 | ORGANO EJECUTIVO MUNICIPAL (AYUNTAMIENTO) | 185,757,447.00 | 38,064,683.68 | 223,822,130.68 | 169,076,680.48 | 54,745,450.20 |
| 3.1.1.1.1.40 | CHIGNAHUAPAN PUEBLA | 185,757,447.00 | 38,064,683.68 | 223,822,130.68 | 169,076,680.48 | 54,745,450.20 |
| 000 | RAMO GENERAL | 0.00 | 0.00 | 0.00 | 0.00 | 0.00 |
| 01 | PRESIDENCIA MUNICIPAL | 14,022,090.65 | -346,572.74 | 13,675,517.91 | 10,321,919.14 | 3,353,598.77 |
| 02 | TESORERIA | 6,021,630.79 | 8,907,707.03 | 14,929,337.82 | 9,886,534.44 | 5,042,803.38 |
| 03 | SECRETARIA GENERAL | 7,954,407.12 | 134,249.25 | 8,088,656.37 | 5,519,065.12 | 2,569,591.25 |
| 04 | REGIDORES | 4,084,280.90 | -106,396.42 | 3,977,884.48 | 2,754,901.99 | 1,222,982.49 |
| 05 | FOMENTO ECONOMICO | 0.00 | 0.00 | 0.00 | 0.00 | 0.00 |
| 06 | CONTRALORIA | 840,834.90 | 0.00 | 840,834.90 | 614,881.32 | 225,953.58 |
| 07 | SINDICO MUNICIPAL | 1,383,893.14 | -450,068.13 | 933,825.01 | 739,029.38 | 194,795.63 |
| 08 | DIRECCION DE OBRAS PUBLICAS | 106,221,774.74 | 24,235,250.05 | 130,457,024.79 | 95,627,120.37 | 34,829,904.42 |
| 09 | DIRECCION DE DESARROLLO URBANO, ECOLOGIA Y CATASTRO MUNICIPAL | 3,510,885.78 | -524,000.00 | 2,986,885.78 | 1,549,989.04 | 1,436,896.74 |
| 10 | DIRECCION DE DESARROLLO RURAL | 2,425,311.96 | -943,094.94 | 1,482,217.02 | 887,644.56 | 594,572.46 |
| 11 | DIRECCION DE TURISMO Y DESARROLLO HUMANO | 6,447,234.99 | 3,799,964.68 | 10,247,199.67 | 12,282,354.01 | -2,035,154.34 |
| 12 | DIRECCION DE SERVICIOS MUNICIPALES | 12,635,845.09 | 587,461.41 | 13,223,306.50 | 11,877,117.67 | 1,346,188.83 |
| 13 | DIRECCION DE SEGURIDAD PUBLICA Y VIALIDAD | 10,673,088.07 | 770,000.00 | 11,443,088.07 | 9,842,138.84 | 1,600,949.23 |
| 14 | DIRECCION DEL DIF MUNICIPAL | 4,225,331.39 | 131,000.00 | 4,356,331.39 | 3,490,414.43 | 865,916.96 |
| 15 | JUNTAS AUXILIARES | 1,820,628.40 | 175,000.00 | 1,995,628.40 | 2,223,096.70 | -227,468.30 |
| 16 | CENTRO DE REINSERCCION SOCIAL | 3,490,209.08 | 1,694,183.49 | 5,184,392.57 | 1,460,473.47 | 3,723,919.10 |
| TOTAL DEL GASTO | | 185,757,447.00 | 38,064,683.68 | 223,822,130.68 | 169,076,680.48 | 54,745,450.20 |



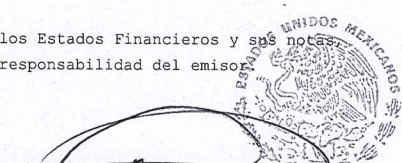
TESORERIA MUNICIPAL CHIGNAHUAPAN, PUE. 2018-2021

Bajo protesta de decir verdad declaramos que los Estados Financieros y sus notas son razonablemente correctos y son responsabilidad del emisor.



PRESIDENCIA MUNICIPAL CHIGNAHUAPAN,

C. FRANCISCO JAVIER RIVERA SAAVEDRA
PRESIDENTE MUNICIPAL



SECRETARIA GENERAL CHIGNAHUAPAN, PUE. 2018-2021

C. ANGEL VEGA LÓPEZ
SECRETARIO GENERAL


ESTADO ANALÍTICO DEL EJERCICIO DEL PRESUPUESTO DE EGRESOS
CLASIFICACIÓN ADMINISTRATIVA
Del 1 de Enero al 31 de Agosto de 2019
(Cifras en pesos)



**PRESIDENCIA
MUNICIPAL
CHIGNAHUAPAN,
PUE.
2018-2021**



**SECRETARÍA
GENERAL
CHIGNAHUAPAN,
PUE.
2018-2021**



C. JOSÉ ALFREDO JIMÉNEZ CASTRO
TESORERO MUNICIPAL



**TESORERÍA
MUNICIPAL
CHIGNAHUAPAN,
PUE.
2018-2021**